



ಬೃಹತ್ ಬೆಂಗಳೂರು ಮಹಾನಗರ ಪಾಲಿಕೆ
Bruhat Bengaluru Mahanagara Palike



BBMP COVID-19 WAR ROOM 02.09.2022



OVERVIEW OF COVID-19 IN BENGALURU

CASE TRENDS ACTIVE CASES **3,450**

<u>Confirmed Cases</u>	<u>Recovered Cases</u>	<u>Death Cases</u>
775 18,65,722 #	871 18,45,289 #	0 16,983 #

HOSPITALIZATION **53**

<u>ICU – V</u>	<u>ICU</u>	<u>HDU</u>	<u>General</u>
-	13	5	35

INCLUDES GOVT. QUOTA AND PRIVATE WALK-IN HOSPITALIZATION

VACCINATION **2,652** 2,04,86,191 #

<u>First Dose</u>	<u>Second Dose</u>	<u>Precaution Dose</u>
84 96,70,433 #	843 94,55,670 #	1,725 12,41,477 #

TRIAGING

MTU
16

Tele Triage
345

ACTIVE CLUSTERS

9

Budding Clusters (<5 Cases)
9

Clusters (> 5 cases)
0

TESTING **14,166** 3,15,29,231 #

<u>RAT</u>	<u>RTPCR</u>
2,964	11,202

Positivity : 3.95%
*FOR LAST 7 DAYS

: indicates cumulative numbers till date



ABSTRACT OF COVID-19 SCENARIO IN BENGALURU



	MALE			FEMALE			TRANSGENDER			TOTAL		
	Last 24 Hours	Last 7 Days	Cumulative	Last 24 Hours	Last 7 Days	Cumulative	Last 24 Hours	Last 7 Days	Cumulative	Last 24 Hours	Last 7 Days	Cumulative
Positive Cases	468	1,939	10,99,853	307	1,637	7,64,977	0	0	196	775	3,576	18,65,722
Recovered Cases	440	2,850	10,86,911	431	2,461	7,58,285	0	0	186	871	5,311	18,45,289
Death Cases	0	1	10,755	0	0	6,224	0	0	4	0	1	16,983
Total Tests Done	In Last 24 hrs. : 14,166			In last 7 days : 90,425			Cumulative : 3,15,29,231					
Vaccine Doses Administered	In Last 24 hrs. : 2,652			In last 7 days : 30,644			Cumulative : 2,04,86,191					
ACTIVE CASES									3,450			

*Covid deaths occurred today : 00 | Covid deaths occurred beyond last 24hrs., reported today : 00

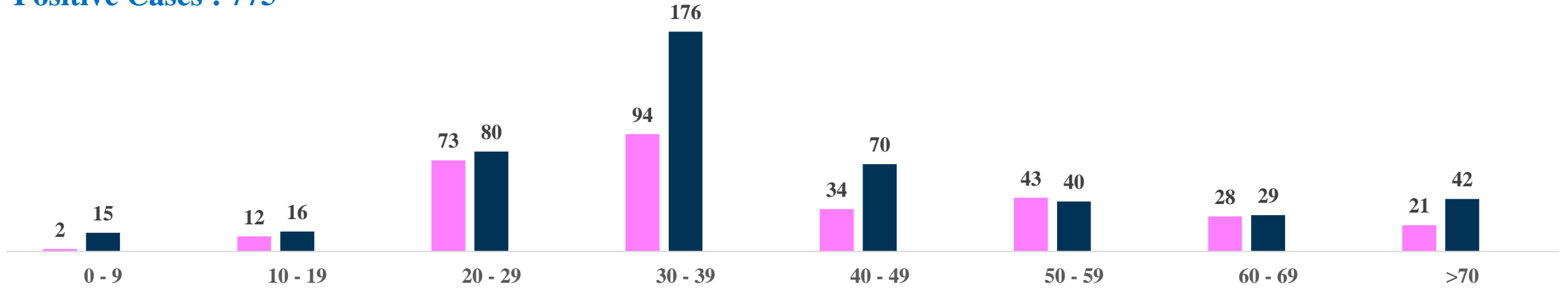


LAST 24 HOURS AGE GROUP AND GENDER WISE DISTRIBUTION

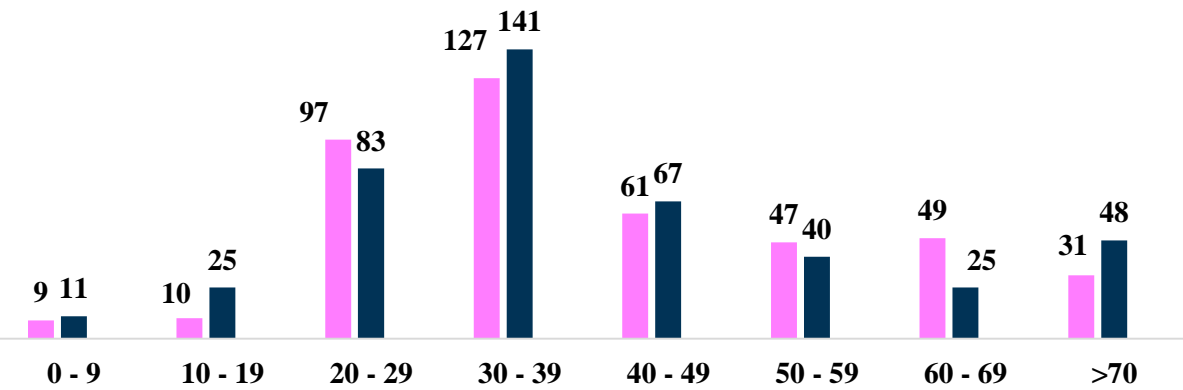


Positive Cases : 775

Female Male Transgender



Recovered Cases : 871

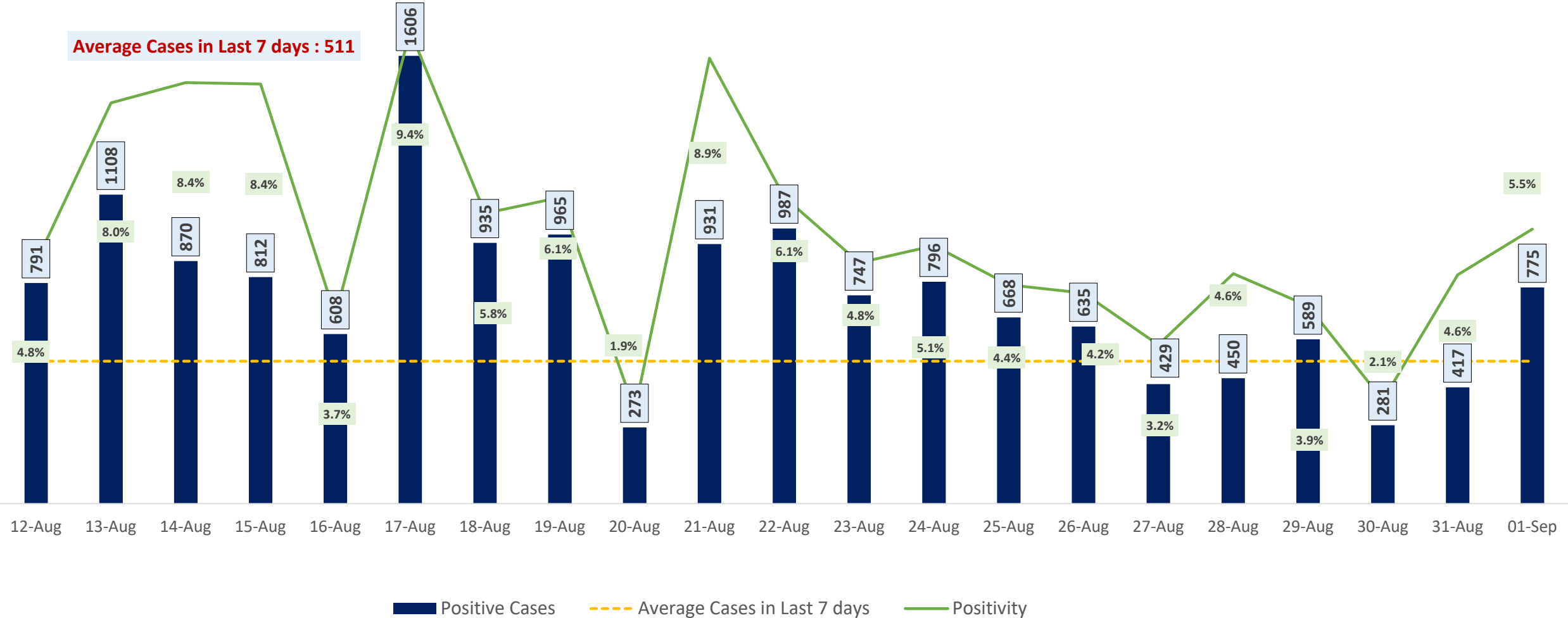


Death Cases : 0

0 to 9 10 to 19 20 to 29 30 to 39 40 to 49 50 to 59 60 to 69 >=70



POSITIVITY RATE OF BENGALURU – LAST 21 DAYS

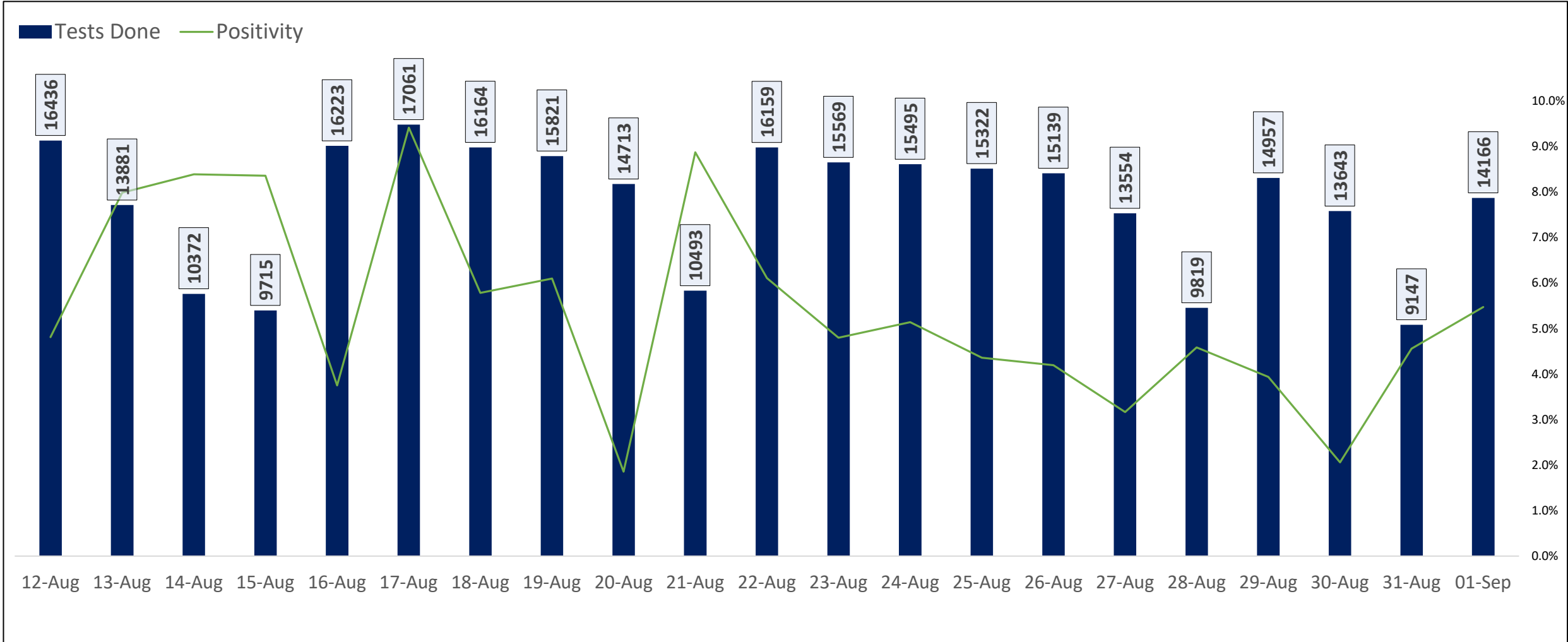




TESTING TRENDS IN BENGALURU

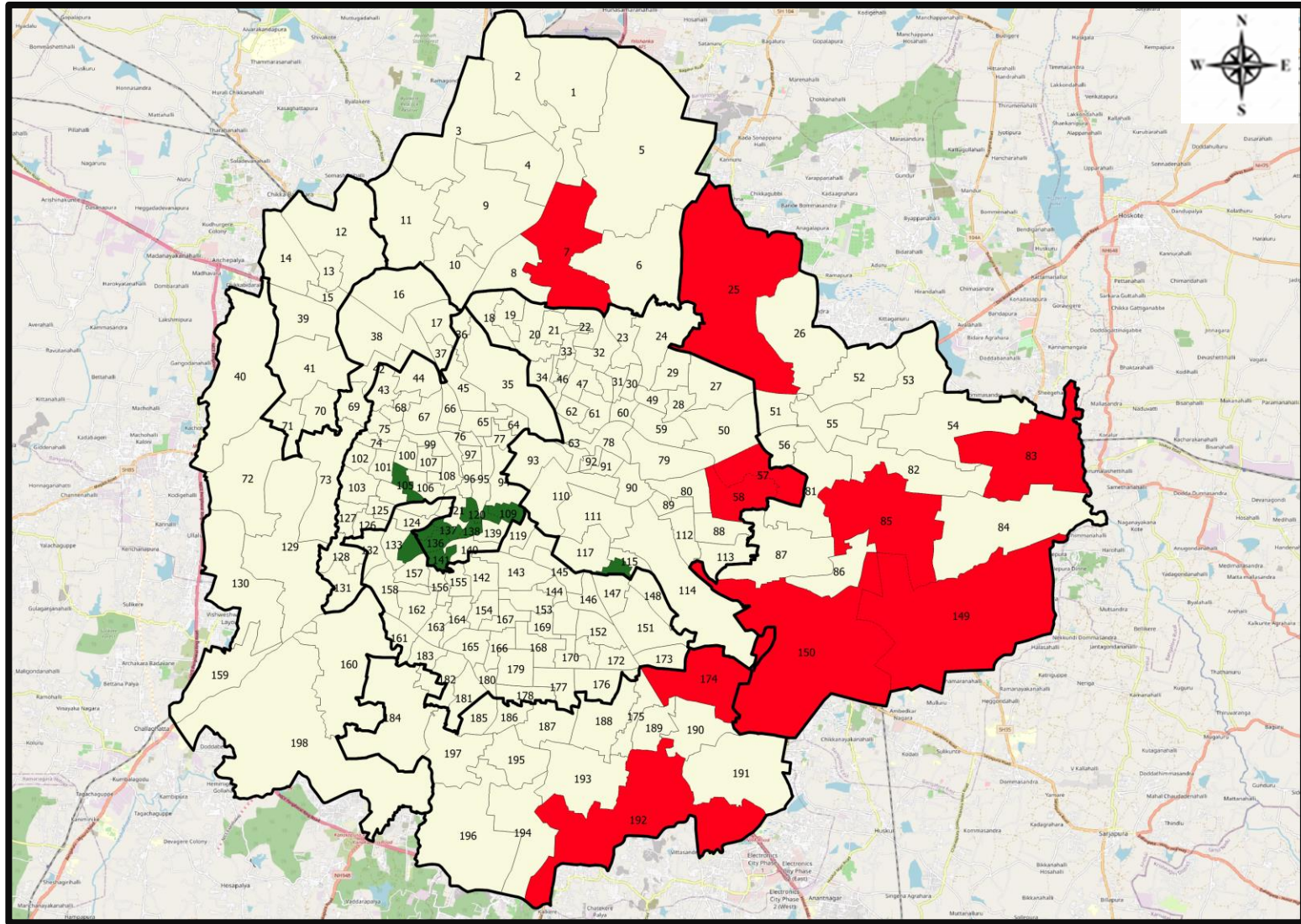


Total Test Conducted Till Date	Test Conducted Last 24 hours	Last 7 Days Average
3,15,29,231	14,166	12,918





BENGALURU URBAN MAP SHOWING TREND OF POSITIVE CASES IN LAST 7 DAYS



Top 10 wards reporting highest number of positive cases in last 7 days

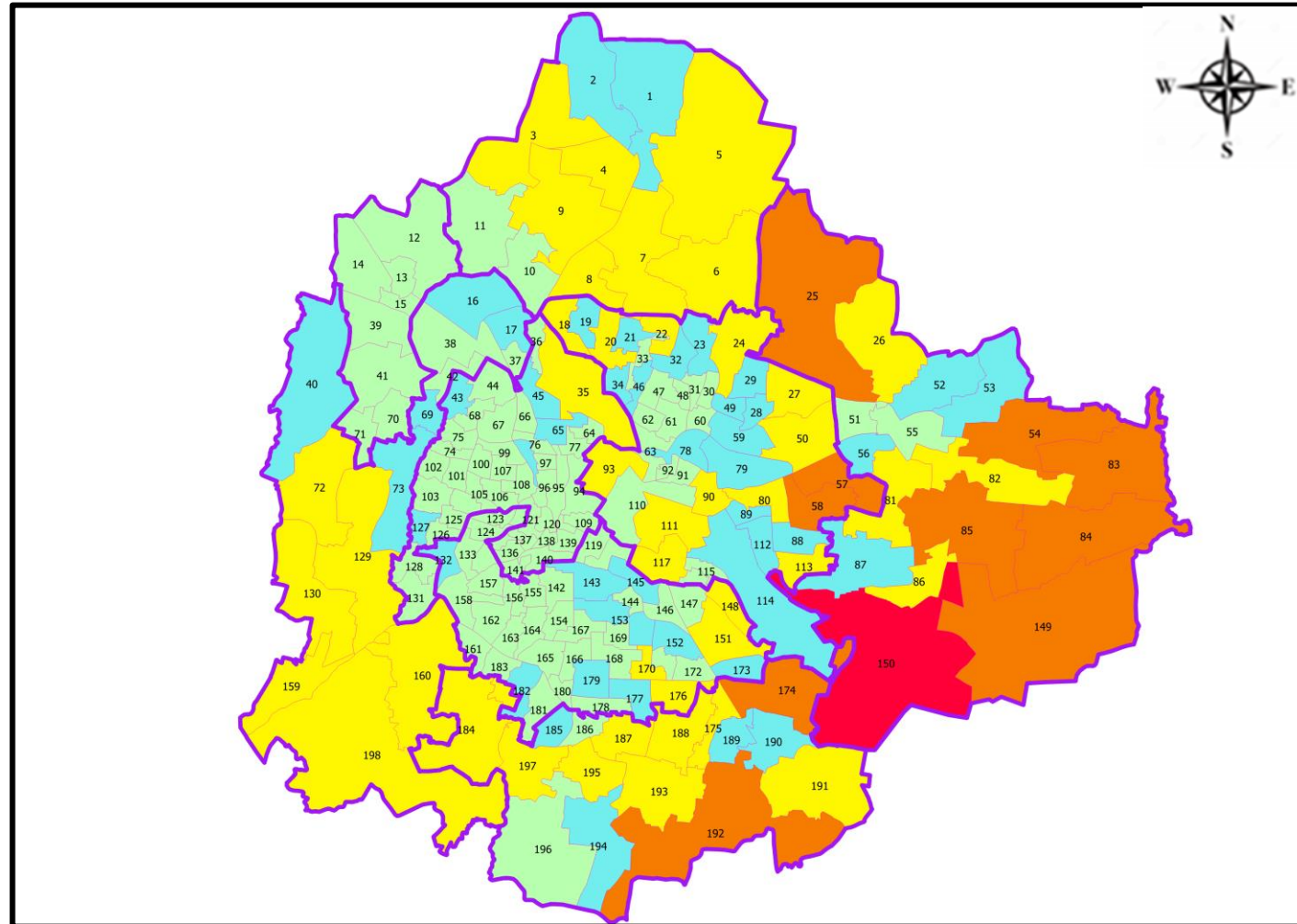
Ward No.	Ward Name	Daily Cases Average
150	Bellanduru	38
85	Dodda Nekkundi	16
174	HSR Layout	15
25	Horamavu	15
149	Varthuru	14
83	Kadugodi	13
192	Begur	11
7	Byatarayanapura	11
57	CV Raman Nagar	11
58	New Tippasandra	11







Top 10 wards reporting least number of positive cases in last 7 days

Ward No.	Ward Name	Daily Cases Average
141	Azad Nagar	0
138	Chalavadipalya	0
137	Rayapura	0
136	Jagajivanram Nagar	0
135	Padarayanapura	0
134	Bapuji Nagar	0
120	Cottonpete	0
116	Nilasandra	0
109	Chickpete	0
105	Agrahara Dasarahalli	0



BENGALURU MAP SHOWING INTENSITY OF POSITIVE CASES IN LAST 7 DAYS



-  **Level 1 : 0 to 10 Cases**
-  **Level 2 : 10 to 25 Cases**
-  **Level 3 : 25 to 75 Cases**
-  **Level 4 : 75 to 150 Cases**
-  **Level 5 : More than 150 Cases**
-  **Zone Boundaries**

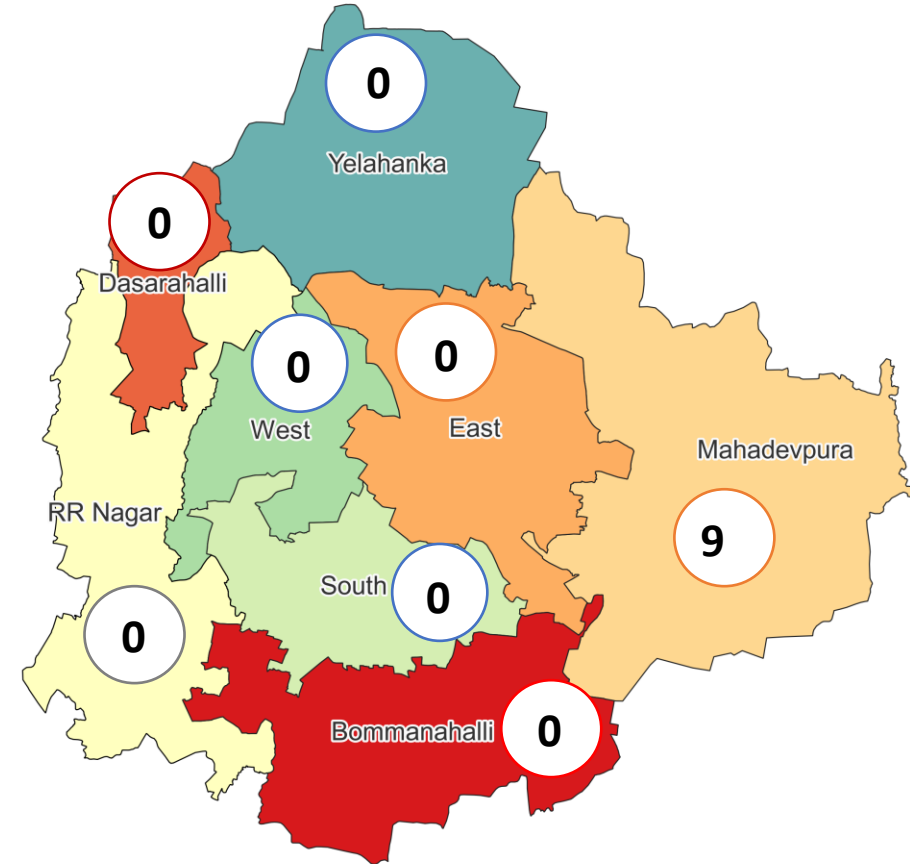


CLUSTER DETAILS



Zone Name	TOTAL CLUSTERS	Budding Clusters	Clusters	Outbreaks
		Less Than 5 Cases	5 To 14 Cases	More Than 14 Cases
BOMMANAHALLI	0 (-)	0 (-)	0 (-)	0 (-)
DASARAHALLI	0 (-)	0 (-)	0 (-)	0 (-)
EAST	0 (-)	0 (-)	0 (-)	0 (-)
MAHADEVPURA	9 (-)	9 (-)	0 (-)	0 (-)
RR NAGAR	0 (-)	0 (-)	0 (-)	0 (-)
SOUTH	0 (-)	0 (-)	0 (-)	0 (-)
WEST	0 (-)	0 (-)	0 (-)	0 (-)
YELAHANKHA	0 (-)	0 (-)	0 (-)	0 (-)
TOTAL	9 (-)	9 (-)	0 (-)	0 (-)

Total Active Clusters



Types of Clusters

Zone Name	Apartments/ Villa	Individual House	Hostels/Quarters	Others	Schools/Colleges
BOMMANAHALLI	0 (-)	0 (-)	0 (-)	0 (-)	0 (-)
DASARAHALLI	0 (-)	0 (-)	0 (-)	0 (-)	0 (-)
EAST	0 (-)	0 (-)	0 (-)	0 (-)	0 (-)
MAHADEVPURA	9 (-)	0 (-)	0 (-)	0 (-)	0 (-)
RR NAGAR	0 (-)	0 (-)	0 (-)	0 (-)	0 (-)
SOUTH	0 (-)	0 (-)	0 (-)	0 (-)	0 (-)
WEST	0 (-)	0 (-)	0 (-)	0 (-)	0 (-)
YELAHANKHA	0 (-)	0 (-)	0 (-)	0 (-)	0 (-)
TOTAL	9 (-)	0 (-)	0 (-)	0 (-)	0 (-)

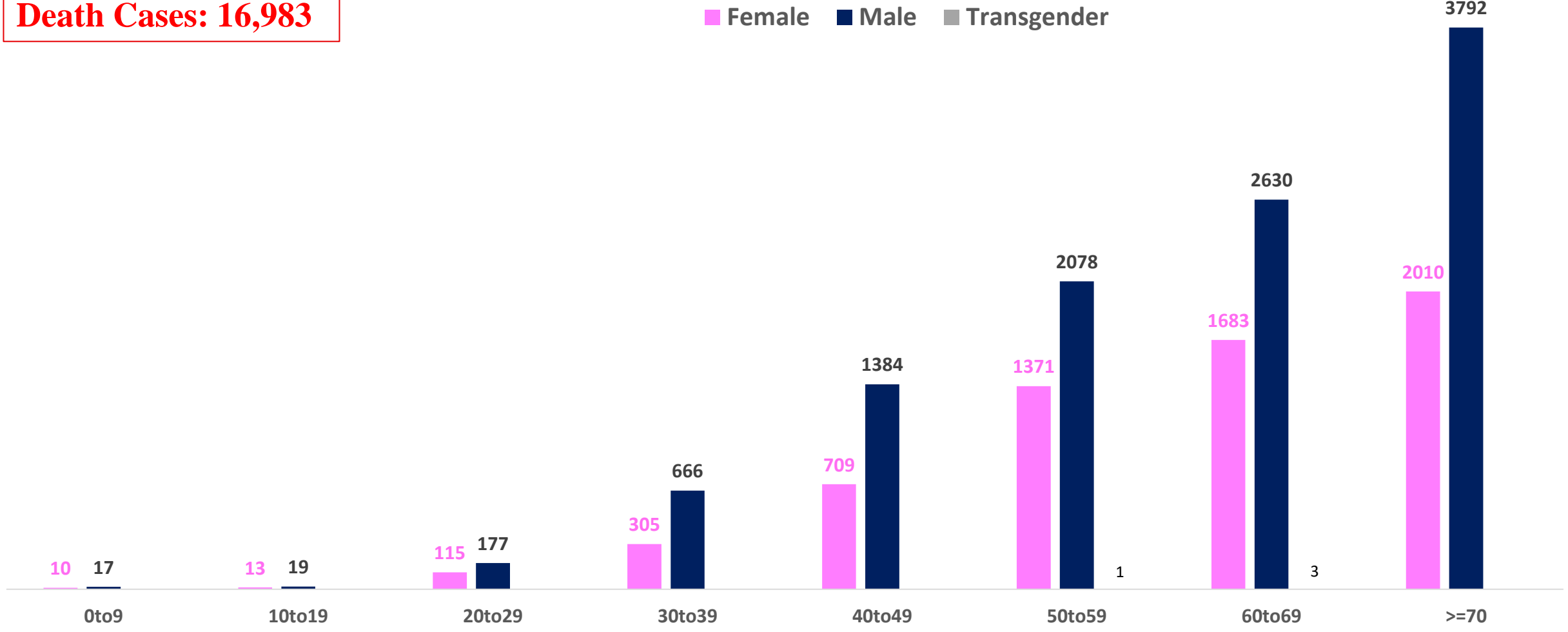
▲▼ : Shows increase and decrease in numbers as compared to previous day



AGE AND GENDER WISE DISTRIBUTION OF DEATH CASES



Death Cases: 16,983





VACCINATION COVERAGE AS ON 01.09.2022

Total Doses Administered

2,04,86,191

▲ 2,652

Total 12-14 years Population : 2.82 Lakhs

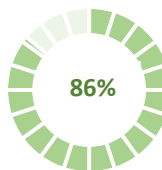
1ST DOSE



2,93,209
Doses administered

▲ 2

2ND DOSE

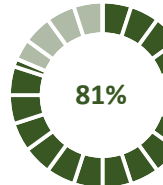


2,42,645
Doses administered

▲ 1

Total 15-18 years Population : 4.42 Lakhs

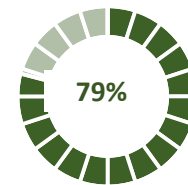
1ST DOSE



3,59,573
Doses administered

▲ 5

2ND DOSE

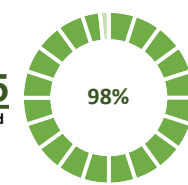


3,49,495
Doses administered

▲ 392

Total adult Population : 91.7 Lakhs

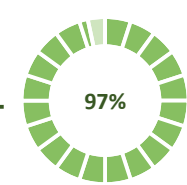
1ST DOSE



90,17,651
Doses administered

▲ 77

2ND DOSE



88,63,530
Doses administered

▲ 460

Priority Group*

Health Care Workers

Dose 1

2,10,388

Doses administered

▲ 0

Dose 2

2,07,113

Doses administered

▲ 0

Frontline Workers

Dose 1

3,81,992

Doses administered

▲ 1

Dose 2

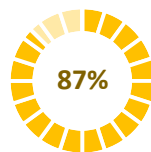
3,73,384

Doses administered

▲ 2

18 - 44 Years Coverage

Dose 1

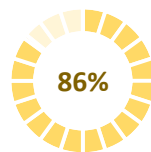


57,48,914

Doses administered

▲ 61

Dose 2



56,44,343

Doses administered

▲ 352

PRECAUTION DOSE



12,41,477

Doses administered

▲ 1,725

PRECAUTION DOSES ADMINISTERED

Health Care Workers

95,251

Booster Doses administered

▲ 25

Front Line Workers

1,36,917

Booster Doses administered

▲ 68

60 + Years Coverage

3,85,732

Booster Doses administered

▲ 113

18 + Years Coverage

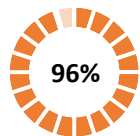
6,23,577

Booster Doses administered

▲ 1,519

45 – 59 Years Coverage

Dose 1

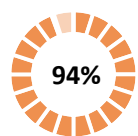


16,95,716

Doses administered

▲ 8

Dose 2



16,73,694

Doses administered

▲ 53

60 + Years Coverage

Dose 1



9,80,641

Doses administered

▲ 7

Dose 2



9,64,996

Doses administered

▲ 53

▲ indicates the increase in last 24 hours



COVID-19 SCENARIO IN BENGALURU AND OTHER METROPOLITAN CITIES



CITY NAME	Positive Cases	Active Cases	Recovered	Deceased	Vaccine Doses Administered
New Delhi	19,99,888	1,621	19,71,795	26,472	3,66,22,043
Bengaluru*	18,65,722	3,450	18,45,289	16,983	2,35,95,606
Mumbai	11,44,173	3,691	11,20,780	19,702	2,20,40,283
Chennai	7,87,538	2,199	7,76,270	9,069	1,11,65,872

Source : <https://dashboard.cowin.gov.in/> at 5:30pm (02.09.2022)
Source : <https://www.covid19bharat.org/> at 5:30pm(02.09.2022)

*includes BBMP & Bengaluru Urban



SNAPSHOT OF COVID-19 CASES IN BENGALURU URBAN



**Total Wards With
< =10 Cases* :
96**

**Tests Conducted
on 01.09.2022:
14,166**

**Recovery
Rate*:
98.90%**

**Total
Active Cases :
3,450**

**Total Vaccinated
on 01.09.2022:
2,652**

**Positivity
Rate* :
3.95%**

**Active
Rate*:
0.18%**

**Case
Fatality Rate* :
0.03%**





*Total positive cases In the past 7 days

*CFR and positivity is for Past 7 days



ಬೃಹತ್ ಬೆಂಗಳೂರು ಮಹಾನಗರ ಪಾಲಿಕೆ
Bruhat Bengaluru Mahanagara Palike

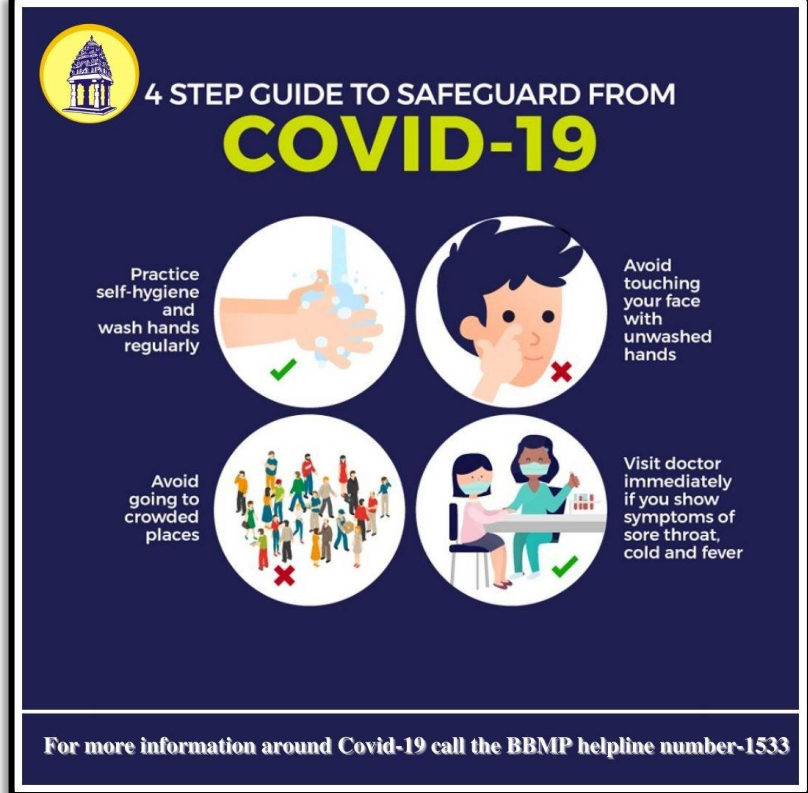


Download BBMP Bulletin	https://apps.bbmpgov.in/covid19/mediabulletin.php
To register for vaccination :	https://selfregistration.cowin.gov.in/
BBMP COVID19 Dashboard:	https://apps.bbmpgov.in/covid19/
Follow us on:	 www.facebook.com/bbmp.comm1/
	 twitter.com/BBMPCOMM
	  BBMPSplHealth

Issued by:

Honorable Chief Commissioner, BBMP
Special Commissioner Health & IT, BBMP
MD, Bengaluru Smart City Limited

THANK YOU !



4 STEP GUIDE TO SAFEGUARD FROM COVID-19

- Practice self-hygiene and wash hands regularly
- Avoid touching your face with unwashed hands
- Avoid going to crowded places
- Visit doctor immediately if you show symptoms of sore throat, cold and fever

For more information around Covid-19 call the BBMP helpline number-1533

